

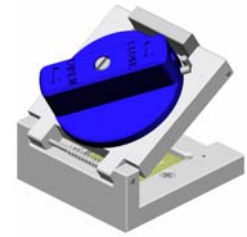
E-tec is now the leading BGA socket manufacturer.

These elastomer interposer sockets are available for any chip size and pitch. The standard version is the solderless socket style, which is attached with 2 or 4 screws to the PCB. SMT and thru-hole adapter sockets are also available with these elastomer interposers to allow using this high frequency interposer on PCB's which have already been laid out for SMT or thru-hole sockets. The retainer can be delivered with a center opening for die access and the socket outline will be kept to a minimum and special clearances can be offered to avoid components on the PCB.

We aim to solve your requirements - your custom sets our standards!

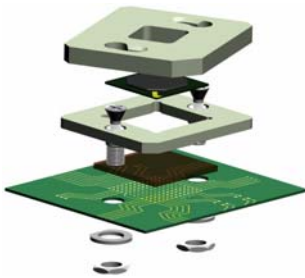
Please note, we will always request the chip data to ensure we offer a compatible socket.

Clam Shell Type



Solderless Compression style Standard Version

(Twist Lock Type as example only – other locking systems available also)



Elastomer Specifications:

Flammability	UL 94V-0
Current rating	50mA/wire
Insulation resistance	1000 MΩ
Breakdown voltage	500V DC
Operating temperature	-35°C to +100°C
Bandwidth	
0.50mm thick elastomer	-1dB at 10GHz
1.00mm thick elastomer	-1dB at 6.5GHz
Compression forces	
0.50mm thick elastomer	Solderball diameters
	0.50mm = 40 to50gf@0.20mm
	0.60mm = 60 to80gf@0.20mm
	0.75mm = 90 to120gf@0.20mm
1.00mm thick elastomer	Solderball diameters
	0.50mm = 40 to50gf@0.20mm
	0.60mm = 50 to70gf@0.20mm
	0.75mm = 90 to120gf@0.20mm

Electrical data

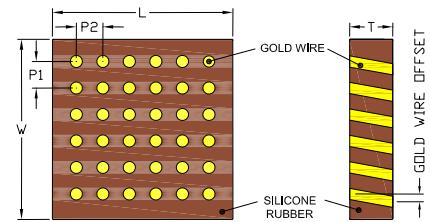
Contact resistance	< 50 mΩ
Current rating	50 mA / wire
Capacitance	< 1 pF
Inductance	< 2 nH

Mechanical data

Elastomer life 1.000 cycles min.

Dimensions & Tolerances

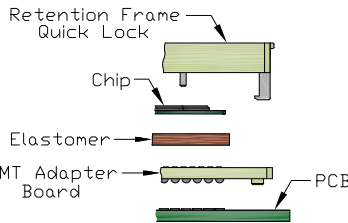
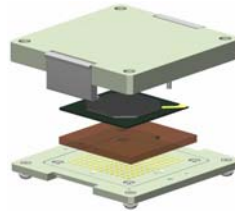
Pitch of wires P1 & P2 = 0.05mm x 0.05mm to 0.10mm x 0.10mm (depending on pitch of chip)
 Thickness/Offset T = 0.50mm (±0.05mm)/Offset = 0.25mm (±0.10mm)
 T = 1.00mm (±0.10mm)/Offset = 0.50mm (±0.10mm)
 Width/Length min. = 3.00mm x 3.00mm (±0.50mm)
 max. = 50.00mm x 50.00mm (±0.50mm)



Special Elastomer Adapters (available on request)

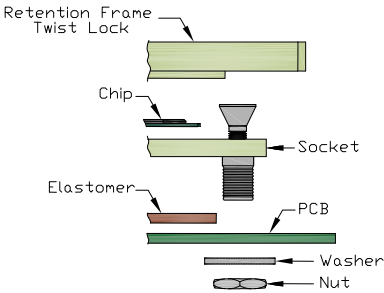
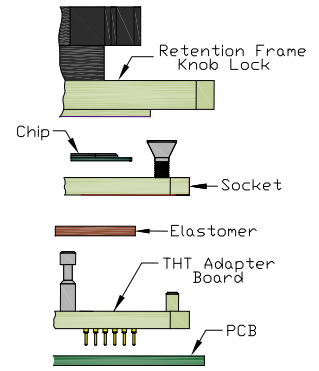
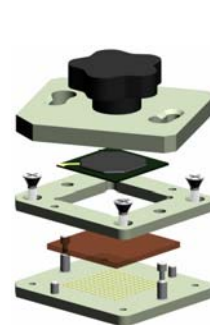
SMT Adapter Style on request

(Quick Lock Type as example only – other locking systems available also)



Soldertail Adapter Style on request

(Knob Lock Type as example only – other locking systems available also)



- gold plated pads Ø 0,70mm/.027" if pitch 1,27mm
- gold plated pads Ø 0,60mm/.024" if pitch 1,00mm
- gold plated pads Ø 0,50mm/.020" if pitch 0,80mm
- gold plated pads Ø 0,45mm/.018" if pitch 0,75mm
- gold plated pads Ø 0,40mm/.016" if pitch 0,65mm
- gold plated pads Ø 0,30mm/.012" if pitch 0,50mm

PCB pad height: same or higher then solder mask.
 PCB thickness: 1.60mm std. (others: contact E-tec)

Recommendations for SMT Adapter Boards

Solder paste Please use a solder paste w/o any silver!
 Solder profile Please refer to our website www.e-tec.com

How to order

E X X **x x x x** - **xx** **xx** - **xx** **xx** **xx** **xx** **L** ← locating pegs

Device Type
B = BGA
L = LGA/QFN

Locking Type
W = Twist Lock
Q = Quick Lock
K = Knob Lock
C = Clamshell

Nbr of contacts
999 if LGA or QFN
Ball count if BGA

Elastomer or Pitch
<i>will be given by the factory after receipt of the chip datasheet</i>

Grid Code	Config Code
<i>will be given by the factory after receipt of the chip datasheet</i>	

Plating
55 = gold
<i>if with adapterboard</i>
95 = tin/gold (tin leadfree)

Contact Type
90 = Solderless Compression Type.... (Standard)
Solder Adapters (on request only):
30 = SMT..... (with surface mount Adapterboard)
70 = THT..... (with soldertail Adapterboard)